


# STABILINE®

SLI Series - Uninterruptible Power Supplies  
Line Interactive, Sine Wave Output



**Increase  
Productivity  
and your Bottom-line!**



SLI Series units act as a defensive barrier between your equipment and corrupted power, thereby eliminating premature hardware failure, data loss and error, storage loss and system/keyboard lockup. SLI Series units are most effective against five power problems.

## SLI Series 19-inch Rack Mount Features

- ◆ 230 VAC, 50/60 Hz (Auto-sensing) Operation
- ◆ Rack or Stand-alone Cabinet Installation
- ◆ Needs only 2U of Valuable Rack Space
- ◆ Remote Emergency Power-off (REPO) Port
- ◆ Advanced Battery Management Technology Doubles Battery Service Life
- ◆ Extended Battery Modules (EBMs) Increase Run Time Capacity
- ◆ Buck and Double Boost Voltage Regulation
- ◆ Load Segment Control
- ◆ Network Transient Protector Isolates Networks, Modems and Cables from Surges and Spikes
- ◆ Hot-swappable Batteries Simplify Service
- ◆ X-Slot Option Cards Extend Power Management Capabilities

## Advanced Power Management

SLI Series STABILINE Uninterruptible Power Supplies provide advanced power management for PC's, workstations and servers.

All SLI Series units incorporate load segment capabilities (separate receptacle groups) which enable scheduled shutdowns and load shedding as well as maximum run time for each critical device. To preserve battery power for more critical equipment connected to the UPS, shut down and power up load segments are user-defined. Feature rich communications and UPS power management software provide extensive control and monitoring.

All feature advanced battery management technology, which doubles battery service life, critical to maximizing system availability. Lead-acid batteries subjected to constant trickle charging (utilized by most all other UPSs on the market today) reach the end of their useful life in less than half the time of batteries charged using SLI Series advanced battery management. Utilizing a proprietary three-stage charging technique, SLI Series units minimize recharge time and provide for up to 60 days notification when batteries are approaching the end of their useful life. A REPO port allows UPS and connected equipment shutdown from a remote location in an emergency.





## Hot-swappable Batteries

When alarm notification indicates the end of battery life is near, batteries can easily be hot-swapped without powering down the connected load(s). User friendly design allows batteries to be exchanged through the front of the unit.

## Extended Battery Modules

Increasing battery backup time is as simple as plugging in an extended battery module. Hot-swap capability with all extended battery modules (EBMs) allow for expanded run time or EBM replacement while keeping your critical load up and running.

Automatic Voltage Regulators • Power Conditioners • Transient Voltage Surge Suppressors

		Model SLI1000XR	Model SLI1500XR	Model SLI2400XR	Model SLI3000XR
INPUT	Nominal Voltage	230 VAC			
	Voltage Range	154-288 VAC		180-288 VAC	
	Frequency Range	46-65 Hz		46-64 Hz	
	Noise Filtering	MOVs and Line Filter for Normal and Common-mode Noise			
OUTPUT	VA Rating	1000 VA	1400 VA	2400 VA	3000 VA
	Power	900 Watts	1340 Watts	2250 Watts	2700 Watts
	Frequency	50/60 Hz, Auto-sensing			
	Voltage	230 VAC			
	Voltage Regulation	-10% to +6% of Nominal			
		On Utility			
		On Battery			
		±5%			
BATTERY	DC Voltage	48 VDC	48 VDC	120 VDC	120 VDC
	Type	Sealed, Lead-acid, Maintenance-free, Valve-regulated			
	Number (Internal)	(4) 12V, 9AH	(4) 12V, 9AH	(10) 12V, 5AH	(10) 12V, 5AH
	Number (External Battery Module)	(8) 12V, 9AH	(8) 12V, 9AH	(20) 12V, 5AH	(20) 12V, 5AH
	Recharge Time to 90%	Internal Battery; < 3 Hours; External Battery; No More than 16 x Discharge Time			
	Run Time (Internal Batteries)†	Full Load/Half Load in Minutes			
		7/19	5/13	7/19	5/15
	Battery Replacement	Hot-swappable Internal Batteries and External Battery Modules (EBMs)			
	Monitoring	Advanced Monitoring for Earlier Failure Detection and Warning; Auto Detection of Additional EBMs			
	Special	Frequency Auto Tracking, DC Cold Start, Optional Extended Battery Modules, Load Segment Control, Network Transient Protection; Input/Output RJ45 (accommodates RJ11 Jacks) for Modem/Fax and Other Telecommunications Equipment; UL 497A Tested			
	REPO Port	Remote Emergency Power Off Port Available			
	Diagnostics	Full System Self-test on Power-up			
	User Interface	Front Panel Control			
Computer Interface	Power Management Software CD-ROM and 6-Foot Communications Cable Supplied				
X-Slot Interface	RS-232 Single Serial Card (Standard); Other Options Available - Consult Factory				
Audible	On Battery, Low Battery, Overload, UPS Fault				
Temperature	Operating	0°C to 40°C (32°F to 104°F)			
	Storage	0°C to 25°C (32°F to 77°F)			
	Transit	-25°C to 55°C (-13°F to 131°F)			
Humidity	0-95% Non-condensing				
Altitude	Operating	10,000 Feet (3,000 Meters) Above Sea Level, Without Derating			
	Transit	50,000 Feet (15,000 Meters Above Sea Level)			
Audible Noise	Less than 40 dBA Normal Mode, Less than 55 dBA Battery Mode with Typical Load				
Surge Suppression	ANSI/IEEE C62.41 Category B (Formerly IEEE 587), IEC61000-4-5				
EMC Compliance	FCC Part 15, ICES-003				
Input Connection	10A, IEC-320 Inlet		16A IEC-309, 12-Foot Power Cord		
Output Receptacles	(6) 10A, IEC-320 (C13)		(1) IEC-320 (C19), (9) IEC-320 (C13)		
Load Segments	(2) Receptacle Groups		(3) Receptacle Groups		
Weight	UPS	50 lbs (23 kg)	82 lbs (37 kg)		
	EBM	65 lbs (30 kg)	121 lbs (55 kg)		
Dimensions H x W x D					
UPS and EBM	Inches	3.5 [2U] x 19 x 19.4		3.5 [2U] x 19 x 24.5	
(Includes Mounting Handles)	Millimeters	(89 x 483 x 494)		(89 x 483 x 622)	
Agency	UL, cUL CE				
Warranty	Two Years				
OPTIONAL EBM'S	Run Time Internal battery plus number of optional EBM's up to four.	Model SLI48V-EBMR	Model SLI48V-EBMR	Model SLI120V-EBMR	Model SLI120V-EBMR
		Full Load/Half Load in Minutes	Full Load/Half Load in Minutes	Full Load/Half Load in Minutes	Full Load/Half Load in Minutes
	1 EBM 	33/68	23/57	35/73	25/61
	2 EBM 	58/120	49/161	60/124	49/103
	3 EBM 	82/166	73/170	85/177	69/146
4 EBM 	105/214	96/205	110/229	90/190	

Specifications subject to change without notice. † Backup times are for reference only. Actual duration may vary depending on temperature, battery condition and type of load.

